

**STATEMENT OF APPROPRIATIONS, ALLOTMENTS, OBLIGATIONS, DISBURSEMENTS AND BALANCES**  
**As at the Quarter Ending September 30, 2020**

Department: State Universities and Colleges (SUCs)  
 Agency: Cebu Normal University  
 Operating Unit: < not applicable >  
 Organization Code: 08 070 000000  
 Fund Cluster: 01 Regular Agency Fund

	Current Year
	Supplemental
X	Continuing Appropriations

(e.g. UACS Fund Cluster: 01-Regular Agency Fund, 02-Foreign Assisted Projects Fund, 03-Special Account-Localy Funded/Domestic Grants Fund, and 04-Special Account-Foreign Assisted/Foreign Grants Fund)

Particulars	UACS CODE	Appropriations			Allotments			Current Year Obligations					Current Year Disbursements				Balances						
		Authorized Appropriations	Adjustments (Transfer To/From, Realignment)	Adjusted Appropriations	Allotments Received	Adjustments (Withdrawal, Realignment)	Transfer To	Transfer From	Adjusted Total Allotments	1st Quarter Ending March 31	2nd Quarter Ending June 30	3rd Quarter Ending Sept. 30	4th Quarter Ending Dec. 31	TOTAL	1st Quarter Ending March 31	2nd Quarter Ending June 30	3rd Quarter Ending Sept. 30	4th Quarter Ending Dec. 31	TOTAL	Unreleased Appro	Unobligated Allotments	Unpaid Obligations (15-20)=(23+24)	
		3	4	5=(3+4)	6	7	8	9	10=[(8+(-)7)-8+9]	11	12	13	14	15=(11+12+13+14)	16	17	18	19	20=(16+17+18+19)	21=(5-10)	22=(10-15)	23	24
I. Continuing Appropriations		12,872,145.00	0.00	12,872,145.00	12,872,145.00	0.00	0.00	0.00	12,872,145.00	3,306,030.00	0.00	1,996,814.00	0.00	5,302,844.00	3,306,030.00	0.00	1,996,814.00	0.00	5,302,844.00	0.00	7,569,301.00	0.00	0.00
I. Agency Specific Budget		12,872,145.00	0.00	12,872,145.00	12,872,145.00	0.00	0.00	0.00	12,872,145.00	3,306,030.00	0.00	1,996,814.00	0.00	5,302,844.00	3,306,030.00	0.00	1,996,814.00	0.00	5,302,844.00	0.00	7,569,301.00	0.00	0.00
General Administration and Support	10000000000000	1,274,759.00	0.00	1,274,759.00	1,274,759.00	0.00	0.00	0.00	1,274,759.00	154,729.00	0.00	0.00	0.00	154,729.00	154,729.00	0.00	0.00	0.00	154,729.00	0.00	1,120,030.00	0.00	0.00
General Management and Supervision	10000000001000	1,274,759.00	0.00	1,274,759.00	1,274,759.00	0.00	0.00	0.00	1,274,759.00	154,729.00	0.00	0.00	0.00	154,729.00	154,729.00	0.00	0.00	0.00	154,729.00	0.00	1,120,030.00	0.00	0.00
PS		34,325.00	0.00	34,325.00	34,325.00	0.00	0.00	0.00	34,325.00	0.00	0.00	0.00	0.00	0.00	0.00	0.00	0.00	0.00	0.00	0.00	34,325.00	0.00	0.00
MOOE		1,240,434.00	0.00	1,240,434.00	1,240,434.00	0.00	0.00	0.00	1,240,434.00	154,729.00	0.00	0.00	0.00	154,729.00	154,729.00	0.00	0.00	0.00	154,729.00	0.00	1,085,705.00	0.00	0.00
Sub-Total, General Administration and Support		1,274,759.00	0.00	1,274,759.00	1,274,759.00	0.00	0.00	0.00	1,274,759.00	154,729.00	0.00	0.00	0.00	154,729.00	154,729.00	0.00	0.00	0.00	154,729.00	0.00	1,120,030.00	0.00	0.00
PS		34,325.00	0.00	34,325.00	34,325.00	0.00	0.00	0.00	34,325.00	0.00	0.00	0.00	0.00	0.00	0.00	0.00	0.00	0.00	0.00	0.00	34,325.00	0.00	0.00
MOOE		1,240,434.00	0.00	1,240,434.00	1,240,434.00	0.00	0.00	0.00	1,240,434.00	154,729.00	0.00	0.00	0.00	154,729.00	154,729.00	0.00	0.00	0.00	154,729.00	0.00	1,085,705.00	0.00	0.00
FinEx (if Applicable)		0.00	0.00	0.00	0.00	0.00	0.00	0.00	0.00	0.00	0.00	0.00	0.00	0.00	0.00	0.00	0.00	0.00	0.00	0.00	0.00	0.00	0.00
CO		0.00	0.00	0.00	0.00	0.00	0.00	0.00	0.00	0.00	0.00	0.00	0.00	0.00	0.00	0.00	0.00	0.00	0.00	0.00	0.00	0.00	0.00
Support to Operations	20000000000000	4,853,700.00	0.00	4,853,700.00	4,853,700.00	0.00	0.00	0.00	4,853,700.00	1,821,195.00	0.00	1,996,814.00	0.00	3,818,009.00	1,821,195.00	0.00	1,996,814.00	0.00	3,818,009.00	0.00	1,035,691.00	0.00	0.00
Auxiliary Services	20000000001000	4,853,700.00	0.00	4,853,700.00	4,853,700.00	0.00	0.00	0.00	4,853,700.00	1,821,195.00	0.00	1,996,814.00	0.00	3,818,009.00	1,821,195.00	0.00	1,996,814.00	0.00	3,818,009.00	0.00	1,035,691.00	0.00	0.00
PS		4,853,588.00	0.00	4,853,588.00	4,853,588.00	0.00	0.00	0.00	4,853,588.00	1,821,195.00	0.00	1,996,814.00	0.00	3,818,009.00	1,821,195.00	0.00	1,996,814.00	0.00	3,818,009.00	0.00	835,579.00	0.00	0.00
MOOE		200,112.00	0.00	200,112.00	200,112.00	0.00	0.00	0.00	200,112.00	0.00	0.00	0.00	0.00	0.00	0.00	0.00	0.00	0.00	0.00	0.00	200,112.00	0.00	0.00
Sub-Total, Support to Operations		4,853,700.00	0.00	4,853,700.00	4,853,700.00	0.00	0.00	0.00	4,853,700.00	1,821,195.00	0.00	1,996,814.00	0.00	3,818,009.00	1,821,195.00	0.00	1,996,814.00	0.00	3,818,009.00	0.00	1,035,691.00	0.00	0.00
PS		4,853,588.00	0.00	4,853,588.00	4,853,588.00	0.00	0.00	0.00	4,853,588.00	1,821,195.00	0.00	1,996,814.00	0.00	3,818,009.00	1,821,195.00	0.00	1,996,814.00	0.00	3,818,009.00	0.00	835,579.00	0.00	0.00
MOOE		200,112.00	0.00	200,112.00	200,112.00	0.00	0.00	0.00	200,112.00	0.00	0.00	0.00	0.00	0.00	0.00	0.00	0.00	0.00	0.00	0.00	200,112.00	0.00	0.00
FinEx (if Applicable)		0.00	0.00	0.00	0.00	0.00	0.00	0.00	0.00	0.00	0.00	0.00	0.00	0.00	0.00	0.00	0.00	0.00	0.00	0.00	0.00	0.00	0.00
CO		0.00	0.00	0.00	0.00	0.00	0.00	0.00	0.00	0.00	0.00	0.00	0.00	0.00	0.00	0.00	0.00	0.00	0.00	0.00	0.00	0.00	0.00
Operations	30000000000000	6,743,686.00	0.00	6,743,686.00	6,743,686.00	0.00	0.00	0.00	6,743,686.00	1,330,106.00	0.00	0.00	0.00	1,330,106.00	1,330,106.00	0.00	0.00	0.00	1,330,106.00	0.00	5,413,580.00	0.00	0.00
OO: Renewal and quality tertiary education ensured to achieve inclusive growth and access of poor but deserving students to quality tertiary education increased		5,105,716.00	0.00	5,105,716.00	5,105,716.00	0.00	0.00	0.00	5,105,716.00	226,007.00	0.00	0.00	0.00	226,007.00	226,007.00	0.00	0.00	0.00	226,007.00	0.00	4,879,709.00	0.00	0.00
HIGHER EDUCATION PROGRAM		5,105,716.00	0.00	5,105,716.00	5,105,716.00	0.00	0.00	0.00	5,105,716.00	226,007.00	0.00	0.00	0.00	226,007.00	226,007.00	0.00	0.00	0.00	226,007.00	0.00	4,879,709.00	0.00	0.00
Provision of Higher Education Services	31010010000100	5,105,716.00	0.00	5,105,716.00	5,105,716.00	0.00	0.00	0.00	5,105,716.00	226,007.00	0.00	0.00	0.00	226,007.00	226,007.00	0.00	0.00	0.00	226,007.00	0.00	4,879,709.00	0.00	0.00
PS		331,580.00	0.00	331,580.00	331,580.00	0.00	0.00	0.00	331,580.00	0.00	0.00	0.00	0.00	0.00	0.00	0.00	0.00	0.00	0.00	0.00	331,580.00	0.00	0.00
MOOE		774,136.00	0.00	774,136.00	774,136.00	0.00	0.00	0.00	774,136.00	226,007.00	0.00	0.00	0.00	226,007.00	226,007.00	0.00	0.00	0.00	226,007.00	0.00	548,129.00	0.00	0.00
CO		4,000,000.00	0.00	4,000,000.00	4,000,000.00	0.00	0.00	0.00	4,000,000.00	0.00	0.00	0.00	0.00	0.00	0.00	0.00	0.00	0.00	0.00	0.00	4,000,000.00	0.00	0.00
OO: Higher education research approved to promote economic productivity and innovation		1,634,593.00	0.00	1,634,593.00	1,634,593.00	0.00	0.00	0.00	1,634,593.00	1,104,099.00	0.00	0.00	0.00	1,104,099.00	1,104,099.00	0.00	0.00	0.00	1,104,099.00	0.00	530,494.00	0.00	0.00
ADVANCED EDUCATION PROGRAM		1,296,902.00	0.00	1,296,902.00	1,296,902.00	0.00	0.00	0.00	1,296,902.00	1,104,099.00	0.00	0.00	0.00	1,104,099.00	1,104,099.00	0.00	0.00	0.00	1,104,099.00	0.00	196,803.00	0.00	0.00
Provision of Advanced Education Services	32010010000100	1,296,902.00	0.00	1,296,902.00	1,296,902.00	0.00	0.00	0.00	1,296,902.00	1,104,099.00	0.00	0.00	0.00	1,104,099.00	1,104,099.00	0.00	0.00	0.00	1,104,099.00	0.00	196,803.00	0.00	0.00
PS		1,232,851.00	0.00	1,232,851.00	1,232,851.00	0.00	0.00	0.00	1,232,851.00	1,104,099.00	0.00	0.00	0.00	1,104,099.00	1,104,099.00	0.00	0.00	0.00	1,104,099.00	0.00	126,752.00	0.00	0.00
MOOE		67,051.00	0.00	67,051.00	67,051.00	0.00	0.00	0.00	67,051.00	0.00	0.00	0.00	0.00	0.00	0.00	0.00	0.00	0.00	0.00	0.00	67,051.00	0.00	0.00
CO		0.00	0.00	0.00	0.00	0.00	0.00	0.00	0.00	0.00	0.00	0.00	0.00	0.00	0.00	0.00	0.00	0.00	0.00	0.00	0.00	0.00	0.00
RESEARCH PROGRAM		334,691.00	0.00	334,691.00	334,691.00	0.00	0.00	0.00	334,691.00	0.00	0.00	0.00	0.00	0.00	0.00	0.00	0.00	0.00	0.00	0.00	334,691.00	0.00	0.00
Conduct of Research Services, including P1,000,000 for Research Rewards/Incentives	32020010000100	334,691.00	0.00	334,691.00	334,691.00	0.00	0.00	0.00	334,691.00	0.00	0.00	0.00	0.00	0.00	0.00	0.00	0.00	0.00	0.00	0.00	334,691.00	0.00	0.00
PS		1,000.00	0.00	1,000.00	1,000.00	0.00	0.00	0.00	1,000.00	0.00	0.00	0.00	0.00	0.00	0.00	0.00	0.00	0.00	0.00	0.00	1,000.00	0.00	0.00
MOOE		333,691.00	0.00	333,691.00	333,691.00	0.00	0.00	0.00	333,691.00	0.00	0.00	0.00	0.00	0.00	0.00	0.00	0.00	0.00	0.00	0.00	333,691.00	0.00	0.00
OO: Community engagement increased		3,377.00	0.00	3,377.00	3,377.00	0.00	0.00	0.00	3,377.00	0.00	0.00	0.00	0.00	0.00	0.00	0.00	0.00	0.00	0.00	0.00	3,377.00	0.00	0.00
TECHNICAL ADVISORY EXTENSION PROGRAM		3,377.00	0.00	3,377.00	3,377.00	0.00	0.00	0.00</															

**STATEMENT OF APPROPRIATIONS, ALLOTMENTS, OBLIGATIONS, DISBURSEMENTS AND BALANCES  
As at the Quarter Ending September 30, 2020**

Department: State Universities and Colleges (SUCs)

Agency: Cebu Normal University

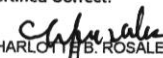
Operating Unit: < not applicable >


Organization Code 08 070 000000

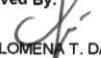
Fund Cluster: 01 Regular Agency Fund  
(e.g. OACS Fund Cluster: 01-Regular Agency Fund, 02-Foreign Assisted Projects Fund, 03-Special Account-Locally Funded/Domestic Grants Fund, and 04-Special Account-Foreign Assisted/Foreign Grants Fund)

	Current Year
	Supplemental
X	Continuing Appropriations

Particulars	UACS CODE	Appropriations			Allotments					Current Year Obligations					Current Year Disbursements					Balances			
		Authorized Appropriations	Adjustments (Transfer To/From)	Adjusted Appropriations	Allotments Received	Adjustments (Withdrawal, Realignment)	Transfer To	Transfer From	Adjusted Total Allotments	1st Quarter Ending March 31	2nd Quarter Ending June 30	3rd Quarter Ending Sept. 30	4th Quarter Ending Dec. 31	TOTAL	1st Quarter Ending March 31	2nd Quarter Ending June 30	3rd Quarter Ending Sept. 30	4th Quarter Ending Dec. 31	TOTAL	Unreleased Appro	Unobligated Allotments	Unpaid Obligations (15-20) (21-24)	
		3	4	5=(3+4)	6	7	8	9	10=(8+9)	11	12	13	14	15=(11+12+13+14)	16	17	18	19	20=(16+17+18+19)	21=(5-10)	22=(10-15)	23	24
Sub-Total, Operations		6,743,686.00	0.00	6,743,686.00	6,743,686.00	0.00	0.00	0.00	6,743,686.00	1,330,106.00	0.00	0.00	0.00	1,330,106.00	1,330,106.00	0.00	0.00	0.00	1,330,106.00	0.00	5,413,580.00	0.00	0.00
PS		1,565,431.00	0.00	1,565,431.00	1,565,431.00	0.00	0.00	0.00	1,565,431.00	1,104,099.00	0.00	0.00	0.00	1,104,099.00	1,104,099.00	0.00	0.00	0.00	1,104,099.00	0.00	461,332.00	0.00	0.00
MOOE		1,178,255.00	0.00	1,178,255.00	1,178,255.00	0.00	0.00	0.00	1,178,255.00	226,007.00	0.00	0.00	0.00	226,007.00	226,007.00	0.00	0.00	0.00	226,007.00	0.00	952,248.00	0.00	0.00
FinEx (If Applicable)		0.00	0.00	0.00	0.00	0.00	0.00	0.00	0.00	0.00	0.00	0.00	0.00	0.00	0.00	0.00	0.00	0.00	0.00	0.00	0.00	0.00	0.00
CO		4,000,000.00	0.00	4,000,000.00	4,000,000.00	0.00	0.00	0.00	4,000,000.00	0.00	0.00	0.00	0.00	0.00	0.00	0.00	0.00	0.00	0.00	0.00	4,000,000.00	0.00	0.00
GRAND TOTAL		12,872,145.00	0.00	12,872,145.00	12,872,145.00	0.00	0.00	0.00	12,872,145.00	3,306,030.00	0.00	0.00	1,996,814.00	5,302,844.00	3,306,030.00	0.00	1,996,814.00	0.00	5,302,844.00	0.00	7,568,301.00	0.00	0.00
PS		6,253,344.00	0.00	6,253,344.00	6,253,344.00	0.00	0.00	0.00	6,253,344.00	2,925,294.00	0.00	0.00	1,996,814.00	4,922,108.00	2,925,294.00	0.00	1,996,814.00	0.00	4,922,108.00	0.00	1,331,236.00	0.00	0.00
MOOE		2,618,801.00	0.00	2,618,801.00	2,618,801.00	0.00	0.00	0.00	2,618,801.00	380,736.00	0.00	0.00	0.00	380,736.00	380,736.00	0.00	0.00	0.00	380,736.00	0.00	2,238,065.00	0.00	0.00
FinEx (If Applicable)		0.00	0.00	0.00	0.00	0.00	0.00	0.00	0.00	0.00	0.00	0.00	0.00	0.00	0.00	0.00	0.00	0.00	0.00	0.00	0.00	0.00	0.00
CO		4,000,000.00	0.00	4,000,000.00	4,000,000.00	0.00	0.00	0.00	4,000,000.00	0.00	0.00	0.00	0.00	0.00	0.00	0.00	0.00	0.00	0.00	0.00	4,000,000.00	0.00	0.00

Certified Correct:  
  
CHARLOT B. ROSALES  
Budget Officer

Recommending Approval:  
  
DR. EVELYN G. TRADIO  
Chief Administrative Officer - Finance

Approved By:  
  
DR. FILOMENA T. DAYAGBIL  
SUC President III