

**QUARTERLY PHYSICAL REPORT OF OPERATION
As of March 31, 2021**

State Universities and Colleges (SUCCS)

Agency :

< not applicable >

Organization Code (UACS) :

Particulars	UACS CODE	Physical Target (Budget Year)					Total	Physical Accomplishment (Budget Year)					Total	Variance	Remarks
		1st Quarter	2nd Quarter	3rd Quarter	4th Quarter	5		1st Quarter	2nd Quarter	3rd Quarter	4th Quarter	11			
1	2	3	4	5	6	7	8	9	10	11	12	13	14		
d. whose research work resulted in an extension program															
Output Indicators															
1. Percentage of graduate students enrolled in research degree programs				76%		76%									
2. Percentage of accredited graduate programs					75%	75%									
RESEARCH PROGRAM	3202000000000000														
OO : Higher education research improved to promote economic															
Outcome Indicator															
1. Number of research outputs in the last three years utilized by the industry or by other beneficiaries					6	6									
Output Indicators															
1. Number of research outputs completed within the year					35	35									
2. Percentage of research outputs published in internationally-refereed or CHED recognized journal within the year															
TECHNICAL ADVISORY EXTENSION PROGRAM	3301000000000000														
OO : Community engagement increased															
Outcome Indicator															
1. Number of active partnerships with LGUs, industries, NGOs, NGAs, SMEs, and other stakeholders as a result of extension activities					11	11									

**QUARTERLY PHYSICAL REPORT OF OPERATION
As of March 31, 2021**

State Universities and Colleges (SUCs)

Agency :


< not applicable >


Organization Code (UACS) :


Particulars	UACS CODE	Physical Target (Budget Year)					Total	Physical Accomplishment (Budget Year)					Variance	Remarks
		1st Quarter	2nd Quarter	3rd Quarter	4th Quarter	Total		1st Quarter	2nd Quarter	3rd Quarter	4th Quarter	Total		
Output Indicators	1	2	3	4	5	6	7	8	9	10	11	12	13	14
1. Number of trainees weighed by the length of training						3000	3000							
2. Number of extension programs organized AND supported CONSISTENT WITH the SUC's mandated and priority programs						6	6							
3. Percentage of beneficiaries who rate the training course/s as satisfactory or higher in terms of quality and relevance						82%	82%							

In coordination with:

Approved By:


DR. JOSEPH SOL T. GALLEON
Pres. Asst. for Planning


DR. EVELYN G. TRADIO
Chief Administrative Officer - Finance


DR. FILOMENA T. DAYAGBIL
OIC, Office of the President